

# The Declaration of Independence

***What principles of government are expressed in the Declaration of Independence?***

**P R E V I E W**

*On a separate sheet of paper, write any phrases or sentences that you know from the Declaration of Independence. In your own words, explain what you think each of these phrases or sentences mean.*

**R E A D I N G N O T E S**

**Key Content Terms**

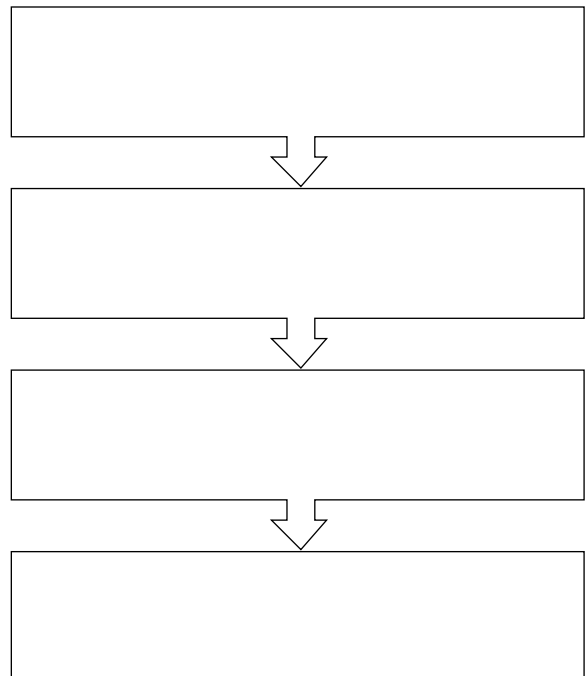
As you complete the Reading Notes, use these terms in your answers.

- |              |                             |                |
|--------------|-----------------------------|----------------|
| independence | <i>Common Sense</i>         | natural rights |
| petition     | Declaration of Independence |                |

**Section 2**

1. Who did John Adams propose should be commander-in-chief of the Continental army? What was the main reason he suggested this person?

**Events in the Battle of Bunker Hill**



2. In the flowchart, record four important details about the Battle of Bunker Hill (Breed’s Hill).

3. Sketch the important event that took place in each location. Write a caption for each sketch that explains the importance of the event.

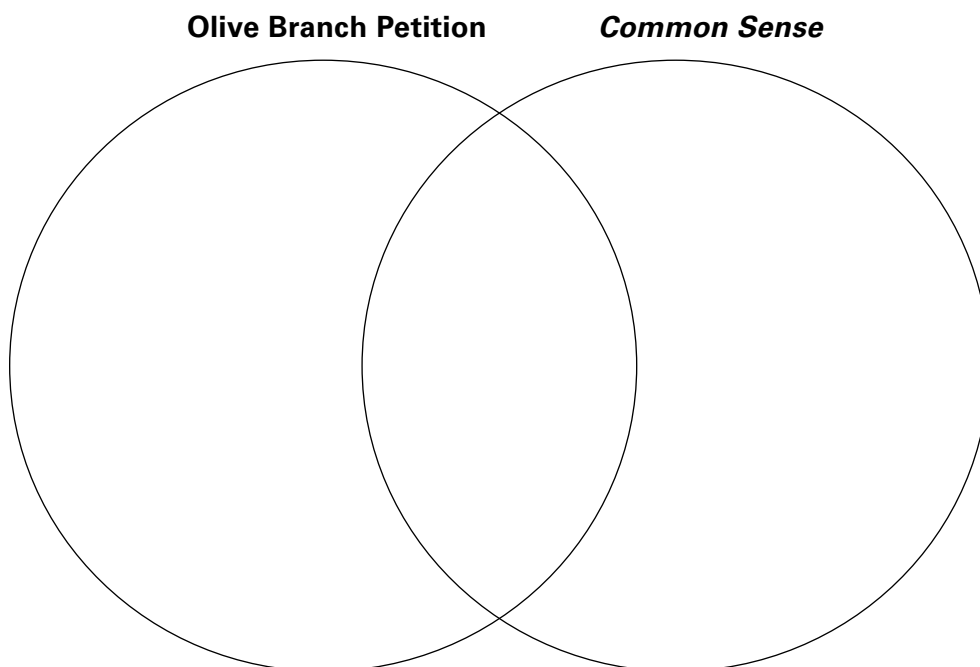
**Ticonderoga (Winter 1775–1776)**

**Boston (March 4, 1776)**

---

**Section 3**

1. Rewrite this sentence to make it correct: *After the battles at Lexington and Concord and the British retreat from Boston, there were many more battles, and most colonists began to cry for independence.*
  
2. In the Venn diagram, record at least one similarity and at least three differences between the Olive Branch Petition and *Common Sense*.



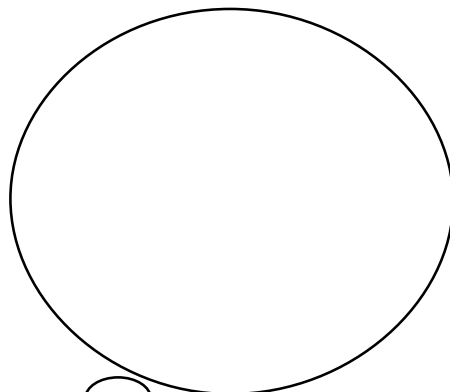
**Section 4**

1. Who drafted the Declaration of Independence? What was his main job in writing this document?
  
2. Choose three important ideas in the Declaration of Independence. Write them in the chart below. Then explain why you think each idea is important.


Ideas in the Declaration	Why This Idea Is Important
1	
2	
3	

**Section 5**

1. Fill in the thought bubbles. Have each delegate to the Second Continental Congress explain why he opposed Jefferson's passage on slavery.



**Northern Delegate**



**Southern Delegate**

2. Draw a political cartoon that shows what might have happened to the delegates if the new nation had failed to win its freedom from Great Britain. Include a caption explaining your cartoon.

### P R O C E S S I N G

*On another sheet of paper*, write a paragraph that explains how one of the following principles of government is expressed in the Declaration of Independence. Support your argument with at least one excerpt from the Declaration.

- Principle 1: All people are created equal.
- Principle 2: All people have basic rights that cannot be taken away.
- Principle 3: The government gets its power to make decisions and to protect rights from the people.
- Principle 4: When the government does not protect the rights of the people, the people have the right to change or remove the government.

## R E A D I N G   F U R T H E R


**Preparing to Write: Identifying a Theme**

*Common Sense* was a best seller from the minute it was published. Historians say that half of all colonists read it or had it read to them. (If a book were published today and half the U.S. population read it, that would be more than 150 million people!)

Suppose you had a chance to publish *Common Sense* today. What would you put on the cover of your pamphlet to entice people to buy it?

Design a front cover for the pamphlet. Include these elements:

- the title
- the author's name
- the date of first publication
- a simple drawing that reflects the pamphlet's theme

A large, empty rectangular box with a thin black border, intended for students to design a front cover for a pamphlet. The box is centered on the page and occupies a significant portion of the lower half of the page.

### Writing Copy for a Cover

Now write the text for the pamphlet’s back cover. Include these elements in your copy:

- a two-sentence description of the author
- a paragraph explaining why Paine’s ideas seem to be “common sense”

Use this rubric to evaluate your copy for the back cover. Make changes to your copy if you need to.

Score	Description
3	The back cover copy clearly gives all the information. The description is accurate. The paragraph is well written with a topic sentence. There are no spelling or grammar errors.
2	The back cover copy gives most of the information. The description is accurate. The paragraph lacks a topic sentence. There are few spelling or grammar errors.
1	The back cover copy does not give all the information. The description and paragraph are inaccurate. There are many spelling and grammar errors.